

MAGIS

Milà by Jaime Hayón



Jaime Hayón



Profile:

Spanish artist-designer Jaime Hayón was born in Madrid in 1974.

After studying industrial design in Madrid and Paris he joined Fabrica – the Italian design and communications research centre founded by Benetton – in 1997, directing the design department until 2003. Hayon set up his own studio practice in 2000, and dedicated himself fully to his personal projects from 2003 onwards. Today he is one of the most acclaimed creators across the globe.

Hayon's esteem and knowledge of artisan skills and his inherent creativity have allowed him to push the boundaries of many media and functions, resulting in collections for a diverse range of clients. His interest in the conservation of craft skills has led his path to converge with those of high-end traditional companies who care about the evolution of their work. He has created furniture ranges for Fritz Hansen, Magis, Established and Sons, Bisazza, B.D. Barcelona, Se London, Bernhardt Design, Ceccotti and Moooi. Hayon has also designed various lighting collections for Metalarte and in collaboration with Swarovski and Baccarat. He has created accessories for Piper Heidsieck,

Gaia and Gino and The Rug Company. In 2013 he designed his first wristwatch collection for the new Swiss watch brand OROLOG. These collections have put Jaime at the forefront of a new wave of creators who blur the lines between art, decoration and design, and of a renaissance in finely-crafted, intricate objects in the context of contemporary design culture.

In addition to his acclaimed intramurals for Madrid's La Terraza del Casino restaurant and Camper footwear stores, Jaime is currently working on interiors for leading hotels, restaurants and retail establishments around the world that have become platforms for the creation of special objects and both functional and non functional elements.

His work has appeared in the most prestigious art and design publications worldwide, and he has won numerous awards. Time magazine declared Hayon to be one of the 100 most relevant creators of our time, and Wallpaper magazine has also listed him as one of the most influential creators.

With offices in Italy, Spain and Japan, Hayon's main interest is to keep finding new perspectives and challenges.



Design and

Milà is an expressive and light collection that is very rich in movement, inspired by the façade of Gaudí's famous Batlló house and based on the forms and the principles of Catalan modernism: elastic and dynamic.

The chair is truly elegant and comfortable with or without cushions, and it is a warm and inviting object for everyone.

The collection also includes a table that is available in different dimensions. The versatile table features an angled tubular steel frame with die-cast details and a range of different tops.



Engineering



“ Milà is an expressive collection based



on the principles of Catalan modernism ”



Information



Product

CHAIR

Milà chair is in air-moulded polypropylene with glass fibre added, with silky touch finish. Suitable for outdoor use.

It's also available with seat or seat and back upholstered with cushions in expanded polyurethane covered in fabric. Only for indoor use.

TABLE

Frame in steel tube painted in polyester powder (cataphoretically-treated for outdoor versions). Joint in die-cast aluminium painted in polyester powder. Top in natural oak or stained black, in HPL, in Carrara marble, in Emperador marble or in Marquina marble.





Red 1484 C

W/ seat upholstered



Fidivi King L Kat 4021 / red

W/ seat and back upholstered



Fidivi King L Kat 4021 / red



Dark Green 1556 C

W/ seat upholstered



Fidivi King L Kat 7036 / green

W/ seat and back upholstered



Fidivi King L Kat 7036 / green



Yellow 1666 C

W/ seat upholstered



Fidivi King L Kat 3005 / yellow

W/ seat and back upholstered



Fidivi King L Kat 3005 / yellow



Beige 1733 C

W/ seat upholstered



Fidivi King L Kat 1025 / beige

W/ seat and back upholstered



Fidivi King L Kat 1025 / beige



White 1738 C

W/ seat upholstered



Fidivi King L Kat 1012 / white

W/ seat and back upholstered



Fidivi King L Kat 1012 / white



Black 1769 C

W/ seat upholstered



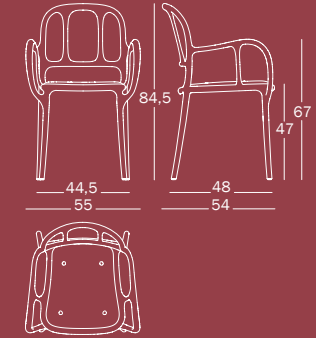
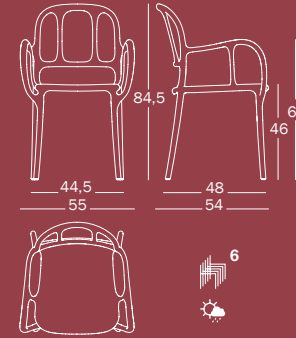
Fidivi King L Kat 8033 / black

W/ seat and back upholstered

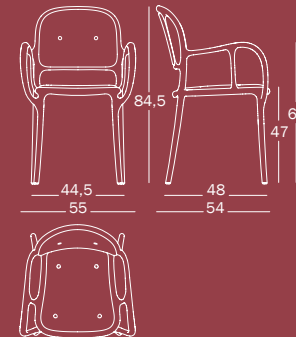


Fidivi King L Kat 8033 / black

W/ seat upholstered



W/ seat and back upholstered



PRODUCT CARE

We recommend stacking only chairs of the same colour to grant a better product maintenance and to lengthen therefore its duration. We recommend using a soft rag, either dry or wet. When needed, use ph-balanced soap diluted in water. Do not use abrasive sponges as they may leave scratches. Avoid using alcohol, acetone, trichlorethylene, ammonia and soaps containing even a minimum quantity of these substances. For the fabric version, if the stain is small, dabbing with a moistened damp sponge. In the case of large or general soiling, the whole cover should be cleaned. Very good results can be achieved with spray extraction appliances. If it is necessary, a non-ionic detergent can be added to the wash. We do not recommend working with wet vacuum machines. Periodic and correct maintenance allows the product to keep its original aspect and lengthens the duration of its performance.

WARNING

Treat stains immediately, the longer they remain on the product, the harder it is to remove them. Before choosing a cleaning method, always try it out on a concealed part of the chair. Do not use different cleaning products from the ones mentioned above. Do not use the product in an improper way. Do not place hot objects on it, sit on the back, stand on it or use the product as a ladder. Once disused, please make sure this product is disposed in an environment-friendly way.



Frame / White 5263 Top / Natural Oak 240x100
 Frame / White 5263 Top / Stained Black Oak 240x100
 Frame / Black 5258 Top / Natural Oak 240x100
 Frame / Black 5258 Top / Stained Black Oak 240x100
 Frame / White 5263 Top / Natural Oak Ø130
 Frame / White 5263 Top / Stained Black Oak Ø130



Frame / White 5263 Top / Carrara marble white Ø130
 Frame / White 5263 Top / Emperador Mable Ø130
 Frame / White 5263 Top / Marquinia marble black Ø130
 Frame / Black 5258 Top / Natural Oak Ø130
 Frame / Black 5258 Top / Stained Black Oak Ø130
 Frame / Black 5258 Top / Carrara marble white Ø130



Frame / Black 5258 Top / Emperador Mable Ø130
 Frame / Black 5258 Top / Marquinia marble black Ø130
 Frame / White 5263 Top / HPL White 8500 55x55 / 70x70 Ø60 / Ø70 / Ø80
 Frame / White 5263 Top / HPL Black 8510 55x55 / 70x70 Ø60 / Ø70 / Ø80
 Frame / White 5263 Top / Carrara marble white 55x55 / 70x70 Ø60 / Ø70 / Ø80
 Frame / White 5263 Top / Emperador Mable 55x55 / 70x70 Ø60 / Ø70 / Ø80

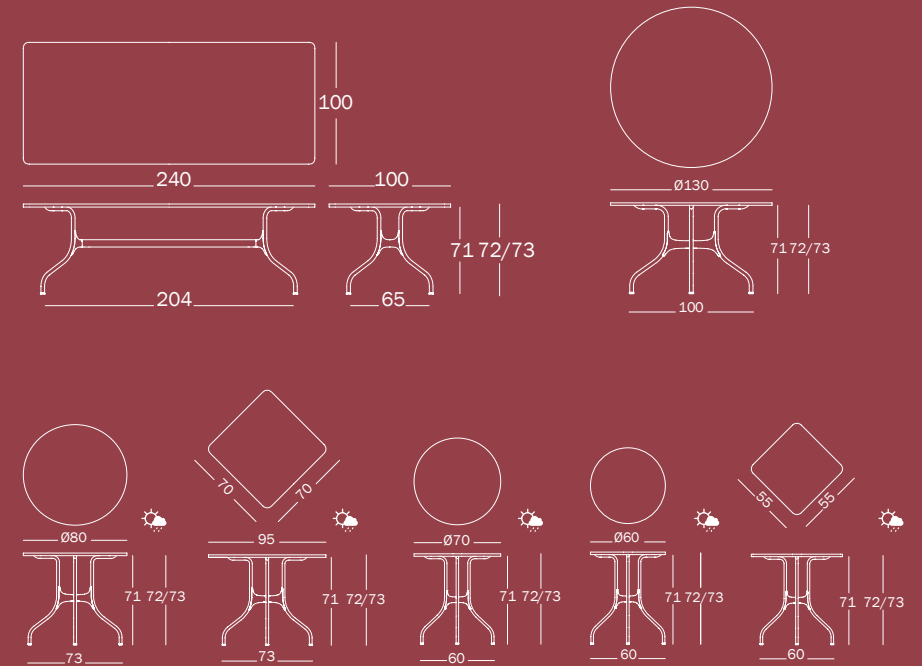


Frame / White 5263 Top / Marquinia marble black 55x55 / 70x70 Ø60 / Ø70 / Ø80
 Frame / Black 5258 Top / HPL White 8500 55x55 / 70x70 Ø60 / Ø70 / Ø80
 Frame / Black 5258 Top / HPL Black 8510 55x55 / 70x70 Ø60 / Ø70 / Ø80
 Frame / Black 5258 Top / Carrara marble white 55x55 / 70x70 Ø60 / Ø70 / Ø80
 Frame / Black 5258 Top / Emperador Mable 55x55 / 70x70 Ø60 / Ø70 / Ø80
 Frame / Black 5258 Top / Marquinia marble black 55x55 / 70x70 Ø60 / Ø70 / Ø80



Frame / Dark Green 5265 Top / HPL White 8500 55x55 / 70x70 Ø60 / Ø70 / Ø80
 Frame / Dark Green 5265 Top / HPL Black 8510 55x55 / 70x70 Ø60 / Ø70 / Ø80
 Frame / Dark Green 5265 Top / Carrara marble white 55x55 / 70x70 Ø60 / Ø70 / Ø80
 Frame / Dark Green 5265 Top / Emperador Mable 55x55 / 70x70 Ø60 / Ø70 / Ø80
 Frame / Dark Green 5265 Top / Marquinia marble black 55x55 / 70x70 Ø60 / Ø70 / Ø80

Tables



PRODUCT CARE

We recommend using a soft rag, either dry or wet. When needed, use ph-balanced soap diluted in water. Do not use abrasive sponges as they may leave scratches. For tops in wood, we recommend using ph-balanced liquid soap especially formulated for wood, diluted in water. For tops in marble, please avoid using acid products. In case of contact of any acid substance with the marble surface, please remove it immediately. We recommend using water and Marseilles soap for marble cleaning. To remove greasy substances and various stains it is possible to use ammoniacs, denatured alcohol, bicarbonate and hydrogen peroxide. To remove scratches caused by a standard use of the top, rub the surface with a damp leather cloth. Any marks, signs or irregularities that may be visible on the stone tops are peculiarities of the materials and should not be considered as faults. Periodic and correct maintenance allows the product to keep its original aspect and lengthens the duration of its performance.

WARNING

Treat stains immediately, the longer they remain on the product, the harder it is to remove them. Before choosing a cleaning method, always try it out on a concealed part of the chair. Do not use different cleaning products from the ones mentioned above. Do not use the product in an improper way. Do not place hot objects on it, sit on the back, stand on it or use the product as a ladder. Once disused, please make sure this product is disposed in an environment-friendly way.



